Kwazulu Savannahs

A GUIDE FOR NEW KWAZULU FAMILIES

Getting ready for *your kitten*

Irina's advice on what to get and how to prepare your home

03 Feeding — Irina's routine & food

06 Litter — Box, litter & scoop

08 Safe home — Dangers & toxic plants

10 Settling in — The 3-3-3 rule

FEEDING ✦ LITTER ✦ SAFE HOME ✦ SETTLING IN

A NOTE FROM IRINA

Before your kitten comes home

Your little one has been raised with lots of love, cuddles and good food, and I want the move to your home to be just as happy. Getting a few things ready in advance makes those first days so much easier, for you and for your kitten.

This guide is my advice on what to get and how to prepare: the food my kittens are eating right now, the litter they know, and how to keep a curious Savannah safe. Tick things off the list below before collection day and you're ready.

And remember, I'm only a message away, today and for the rest of your kitten's life.

Irina

KWAZULU SAVANNAHS · LONDON

No affiliate links, no commission. I don't earn a penny from anything in this guide. These are simply the products I believe are best for the kittens, so please shop wherever suits you.

Feeding

PAGE 3–5

☐ Day-old chicks, 2 kg	Kiezebrink
☐ Duck mix & turkey mix, 500 g	KB Animal Foods
☐ Chicken hearts	Kiezebrink / butcher
☐ ACANA First Feast Kitten	Bern Pet Foods
☐ Freezer space for portions	your kitchen

Litter

PAGE 6

☐ Savic Hop In litter box	bitiba
☐ Cat's Best Original litter	bitiba
☐ or Greenwoods plant fibre litter	bitiba
☐ Ultra litter scoop	bitiba

Scratch & explore

PAGE 7

☐ Trixie sisal scratching board	bitiba
☐ SurferCat escape-proof harness	SurferCat
☐ Walking jacket	Mynwood

Before collection

PAGE 8–10

- ☐ Kitten-proof every room
- ☐ Remove toxic plants & flowers
- ☐ Prepare a quiet first room
- ☐ Read the settling-in guide

FEEDING

Feeding the Kwazulu way

Your kitten is on a raw diet. Keep it the same for the first weeks so their tummy stays happy while everything else is new.



A typical Kwazulu kitten meal: mince + chicken hearts

Before each meal	**1 chick** as a pre-meal nibble
Each meal	About **2 tablespoons** of duck or turkey mince
Per day, each	**2 chicks + 4 spoonfuls** of mince for now, plus **3–5 chicken hearts**
On the side	**ACANA kitten biscuits**, just in case they fancy a nibble
Growing up	They eat more every week, so feed **as much as they want until about 10 months**. If they start to get chubby, go from 2 meals a day to 1.

> "At the moment the kittens are on Kiezebrink duck and turkey mince, and I order chicken hearts from the same company. I mix some hearts in, or just add them to the plate so they have a selection. The mixes contain a bit too much bone (good for dogs, not so great for cats), so adding hearts is an easy way to balance it. They love them and they are good for them.
>
> Once or twice a day they get a chick each, usually in the morning as a pre-breakfast nibble while the meat is still defrosting, before they eat me alive! They are super hungry in the mornings.
>
> IRINA

01

Defrost in the fridge

Move tomorrow's portion to the fridge the night before. It may still be a bit firm in the morning, which is when the chick comes in handy.

02

Don't leave raw out

Pick up uneaten raw food after **1 hour**, and after about **30 minutes in summer**.

03

Portion & freeze

Hearts come in 1 kg bags, or buy them from your local butcher. Bag a handful at a time and freeze, so you always defrost a perfect portion.

FEEDING · SHOPPING LIST

What your kitten eats

Exactly what your kitten is eating with us now. Tap any button to open the shop.



MAIN MEALS

KB Duck Mix & Turkey Mix, 500 g

The kittens' everyday mince. Swap between duck and turkey for variety.

Duck mix → Turkey mix →



ADD TO EVERY DAY

Chicken Hearts, 1 kg

Balances the bone in the mixes: 3–5 hearts a day. Your local butcher is a great alternative.

kbanimalfoods.co.uk →



PRE-MEAL NIBBLE

Kiezebrink Day-Old Chicks, 2 kg

Whole prey for the morning nibble while breakfast defrosts: 2 chicks a day each.

kiezebrink.co.uk →



BISCUITS ON THE SIDE

ACANA First Feast Kitten

A little bowl of dry food your kitten can nibble between raw meals.

bernpetfoods.co.uk →

CHANGING BRAND LATER?

Raw food our owners use and recommend



Luna & Me

RawBlends Whisker Lickin' Chicken

lunaandme.com →



Bella + Duke

Raw cat food delivered to your door

bellaandduke.com →



Purrform

Chicken with ground bone, liver & heart

purrform.co.uk →

RAW FEEDING BASICS

The prey-model cheat sheet

Handy if you ever build your own meals. Balance it over a week, not every single plate.



7% bone · **10% organ** (half of it liver) · vary the meals over 7 days

Counts as meat

Muscle · Heart · Lungs · Tripe · Gizzards

Yes, hearts are **meat**, not organ. That's why Irina can add them freely.

Counts as organ

Liver · Kidney · Spleen · Brain · Pancreas

Keep organ to about 10% of the week, and half of that liver.

The scoop on poop

Hard & white	Too much bone. Add more meat, e.g. extra chicken hearts (Irina's trick).
Soft & runny	Too little bone
Runny & stinky	Too much organ

Healthy treats

- Dehydrated poultry hearts
- Freeze-dried meats & liver
- Treats count towards the daily amount

Optional supplements

- Fish or krill oil
- Probiotics
- Crickets
- Freeze-dried glandulars

How much? Adult cats eat roughly 2–4% of their ideal body weight a day, and kittens about twice that. With your kitten, follow Irina's routine on page 3: as much as they want until about 10 months, then adjust to body shape and energy.

Ratios and guidance adapted from the CatCentric Prey Model Raw (PMR) cheat sheet, catcentric.org.

TOILET

Litter & toilet

Your kitten is fully litter trained. Have the box set up before you arrive home and show them where it is first.



LITTER BOX

Savic Hop In Litter Box

A top-entry box: kittens hop in through the lid, so much less litter gets kicked out across the floor.

bitiba.co.uk →



LITTER

Cat's Best Original

Natural plant-fibre litter that clumps well and holds odours.

bitiba.co.uk →



LITTER · ALTERNATIVE

Greenwoods Plant Fibre Clumping Litter

Biodegradable, low dust and gentle on paws, with long-lasting odour control.

bitiba.co.uk →



ACCESSORY

Ultra Litter Scoop

A sturdy, slotted scoop that lifts the clumps and lets clean litter fall back in.

bitiba.co.uk →

i **Litter tips.** Put the box somewhere quiet, away from food and water bowls. Scoop daily and keep it clean, because Savannahs are tidy cats. With more than one cat, the classic rule is one box per cat, plus one.

SCRATCH, PLAY & EXPLORE

For a busy, curious Savannah

Savannahs are athletic and clever. Give them the right places to scratch and a safe way to explore the outdoors.



SCRATCHING

Trixie Sisal Scratching Board

A long 70 × 17 cm sisal board, in beige or grey. Hang it on a wall or door, or lay it flat. It's perfect for a full-length stretch and it saves your sofa.

bitiba.co.uk →



OUTDOORS

SurferCat Escape-Proof Harness

Designed so cats can't wriggle out backwards, which makes it the safest way to start exploring the garden and beyond.

surfercat.com →



OUTDOORS

Mynwood Cat Jackets

Comfortable walking jackets made for cats, a favourite with owners who walk their Savannahs.

mynwoodcatjackets.com →

Harness training, step by step

- Leave the harness near their bed for a few days so it smells familiar
- Put it on indoors for a few minutes at a time, with treats and play
- Add the lead indoors and let them lead you around
- Go outside only when they're relaxed in it, and start somewhere quiet

Scratching that sticks

- Place boards next to where they sleep and by their favourite furniture
- Cats love to scratch right after waking up
- Praise or reward them when they use the board
- Offer both upright and flat scratching spots

SAFE HOME

Kitten danger checklist

"If it's not safe for a young child, it's not safe for your kitten."

Food & drink

- ✕ Chocolate of any kind
- ✕ Grapes and raisins (can be fatal if enough is eaten)
- ✕ Cow's milk (goat's milk is fine)
- ✕ Garlic, onion and salt
- ✕ Alcoholic drinks
- ✕ Coffee and tea
- ✕ Artificial sweeteners, and foods or toothpaste made with them
- ✕ Cooked bones (splinter easily and can be swallowed)

Chemicals & medicines

- ✕ Medications, including vitamins (human and pet)
- ✕ Cleaning products and room fresheners (use sparingly, lock away, choose child- and pet-safe)
- ✕ Essential oils used as fragrance or air fresheners (can cause liver damage)
- ✕ Antifreeze, and caulk/sealants with antifreeze ingredients
- ✕ Superglue and other adhesives
- ✕ Salt lamps
- ✕ Cigarettes, cigarette butts and matches
- ✕ Many house plants (especially lilies, ivies and cactus, see next page)

Swallowing & choking

- ✕ **Thread, yarn, string, dental floss** (if swallowed, do not pull it out; call your vet)
- ✕ **Hair ties and ponytail holders** (can block the intestines; vet ASAP)
- ✕ Rubber bands, bread twist-ties, plastic fasteners
- ✕ Staples, paper clips and drawing pins
- ✕ Milk-bottle rings and bottle caps
- ✕ Sewing needles, pins and buttons
- ✕ Toothpicks
- ✕ Cling film and aluminium foil
- ✕ Silica gel packets (in new shoes, electronics and medicines)
- ✕ Children's small toys (Lego, pegs) and balloons
- ✕ Polystyrene and packing peanuts
- ✕ Cheaply made or very small cat toys

Around the house

- ✕ Electrical cords
- ✕ Blind cords (strangling hazard)
- ✕ Toilets (keep the lid down, drowning danger)
- ✕ Washing machines and tumble dryers (check before every use, don't let them play inside)
- ✕ Fridges (check before closing the door)
- ✕ Recliners (check kitty isn't under or inside the chair)
- ✕ Hot hobs, ovens and wood burners
- ✕ Oven and hob knobs (easily turned on; fit child-safety covers and keep the hob clear)
- ✕ Candles left burning unattended
- ✕ Plastic bags, and paper bags with handles (cut handles off, supervise)
- ✕ Mesh laundry hampers
- ✕ Rubber mats with plastic backing as beds for young kittens (suffocation risk)
- ✕ Very tall cat trees (fix firmly to the wall or ceiling, padding underneath)
- ✕ Outdoor pools

SAFE HOME

Plants & flowers that are poisonous to cats

Some plants irritate the mouth, skin or stomach. Others can damage organs such as the kidneys or heart. Check your house, garden and any bouquets before your kitten arrives.

⚠ Lilies: the most dangerous of all

Every part of a lily is toxic to cats, including the pollen and even the water in the vase. A tiny amount can cause kidney failure. **Never have lilies in a home with cats.** If you think your kitten has touched one, go to the vet straight away.

House plants

Common indoor pots

- **Peace lily** *Spathiphyllum*
- Aloe vera
- Pothos / Devil's ivy *Epipremnum aureum*
- English ivy *Hedera helix*
- Dieffenbachia
- Sago palm *Cycas revoluta*
- Kalanchoe
- Begonia
- Cyclamen
- Poinsettia
- Spanish thyme *Coleus amboinicus*

Bouquets & bulbs

Watch out for gifted flowers

- **Lilies** *Lilium (all true lilies)*
- **Lily of the valley** *Convallaria majalis*
- Tulip
- Daffodil / Narcissus
- Hyacinth
- Amaryllis
- Chrysanthemum, daisy, mum
- Carnation
- Baby's breath
- Gladiolus

Garden & outdoors

Check before supervised outings

- Azalea & rhododendron
- Autumn crocus *Colchicum autumnale*
- Oleander *Nerium oleander*
- Yew *Taxus*
- Castor bean *Ricinus communis*
- Hosta
- Milkweed
- Morning glory
- Tomato plant *leaves and stems*
- Cannabis

Think your kitten has eaten something? Don't wait for symptoms. Call your vet straight away and take the plant or packaging with you.

SETTLING IN

The 3-3-3 rule for Savannah cats

Every kitten settles at their own pace. This is roughly what to expect, so you know what's normal and when to be patient.

3 Days

- May be scared, unsure or hiding
- Hiding more than usual
- Give them one quiet room and let them come to you

›

3 Weeks

- Starting to explore
- Learning your routines
- Building trust

›

3 Months

- Feeling secure
- Showing their personality
- Bonding with their humans

The first day

Start in one quiet room with the litter box, water, food and a bed. Keep visitors away for a few days and let your kitten explore the rest of the home bit by bit.

Keep things the same

Same food, same litter, same routine as at Kwazulu. Change things slowly, one at a time, once your kitten feels at home.

READ NEXT

Bringing home a new cat or kitten

Irina's full settling-in guide on the Kwazulu Savannahs blog

kwazulusavannahs.com →

Any questions, day or night? Send Irina a WhatsApp. You're never on your own with a Kwazulu kitten.

Kwazulu Savannahs

We're always here for you

Lifetime support for every Kwazulu kitten. Send photos, questions and updates. We love seeing them grow up!

WHATSAPP / CALL
+44 7949 192192

EMAIL
info@kwazulusavannahs.com

WEBSITE
kwazulusavannahs.com

Instagram · kwazulu_savannahs

Facebook · KwazuluSavannahs

TikTok · @kwazulu.savannahs

YouTube

All recommendations come from Irina's own experience. There are no affiliate links and no commission. This guide doesn't replace advice from your vet: if your kitten seems unwell, contact your vet straight away.

TICA	DNA	4.9 ★	1 tree
registered cattery	tested parents	Google reviews	planted per kitten